

# **What to Expect at Include Con**

This story tells me what will happen when I go to the library on Sunday, October 26 for Include Con.

This is the Brooklyn Public Library.

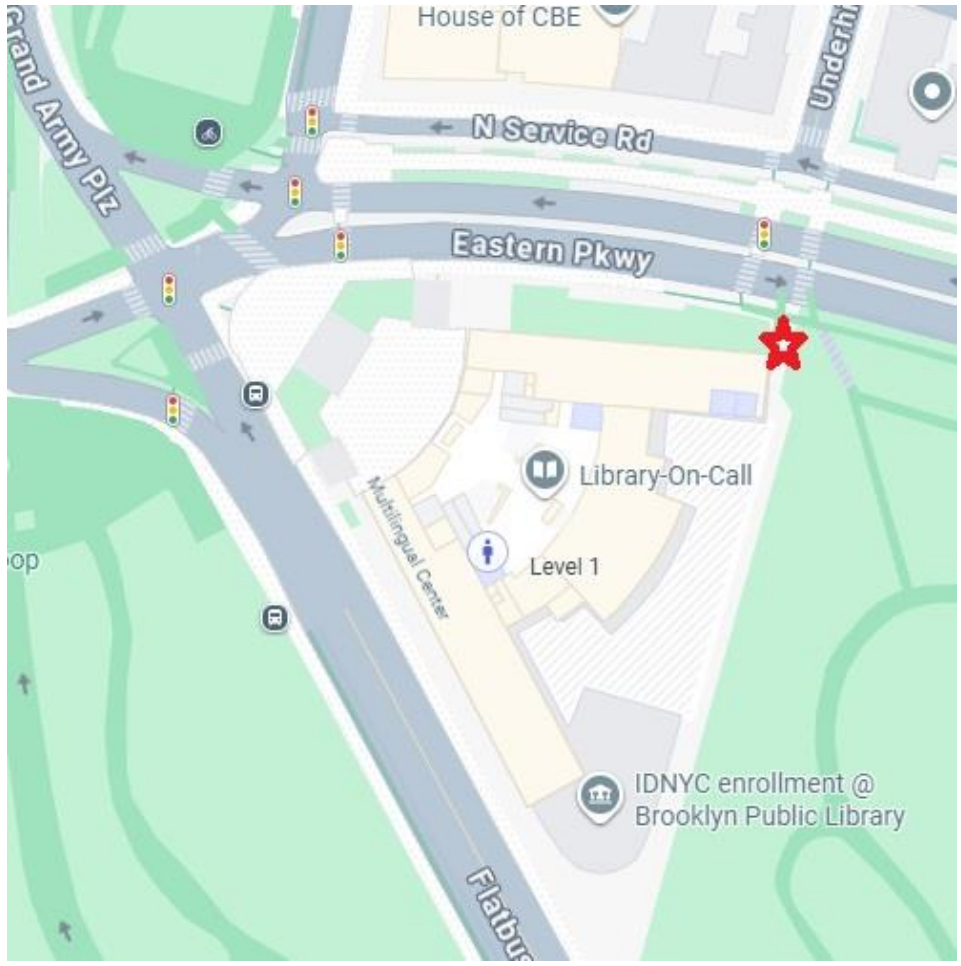


To get to the library, I can drive in the car to 10 Grand Army Plaza, Brooklyn, NY 11238.

I can also take the 2, 3, or Q train or the B41, B45, B67, or B69 bus.



I arrive at the library and go to the side entrance on Eastern Parkway.  
I am near the red star on the map:



I walk under the scaffolding to the metal gate says Children's Library.



I walk through the door to the inside of the library.



I go to the check-in table. There are people with blue shirts that say Include Con. I tell them my name. They give me a program, a bag, and a raffle ticket. They explain to me where I can go next.



I walk in the door to the **Artist's Alley**.

I am near the yellow star on the map:



I can go up to any of the tables between the shelves and talk to an artist or writer. They might have some of their art and some books on the table. They might give me a bookmark, a sticker, or another free thing to take home.



These are the people at the tables:



This is Amy Reeder. She writes and draws comic books.

These are the people at the tables:



This is Jake and Led Bradshaw. They are a father and son who make comics together.

These are the people at the tables:



This is Jason Adam Katzenstein. He draws and writes cartoons.

These are the people at the tables:




This is Lauren Melissa Ellzey. She writes fantasy and science fiction books.

These are the people at the tables:



This is Lee Durfey-Lavoie and Veronica Agarwal. They are married and make comics together.


These are the people at the tables:



This is Michiums. They write and draw comics and zines.

I can go into the next room. It is the **Library Room**.

I am near the yellow star on the map:



I walk through the entrance into the **Library Room**.




This room has three tables. There are people behind the tables.

One table has giveaways. I give the person at the table my raffle ticket. I can choose a free book to take home. I can also get other free stuff, like a lanyard, a pin, or a temporary tattoo.

One table has library information. I can learn about other library events. There is a display of comic books.

One table has information about Inclusive Services. I can learn what that means.

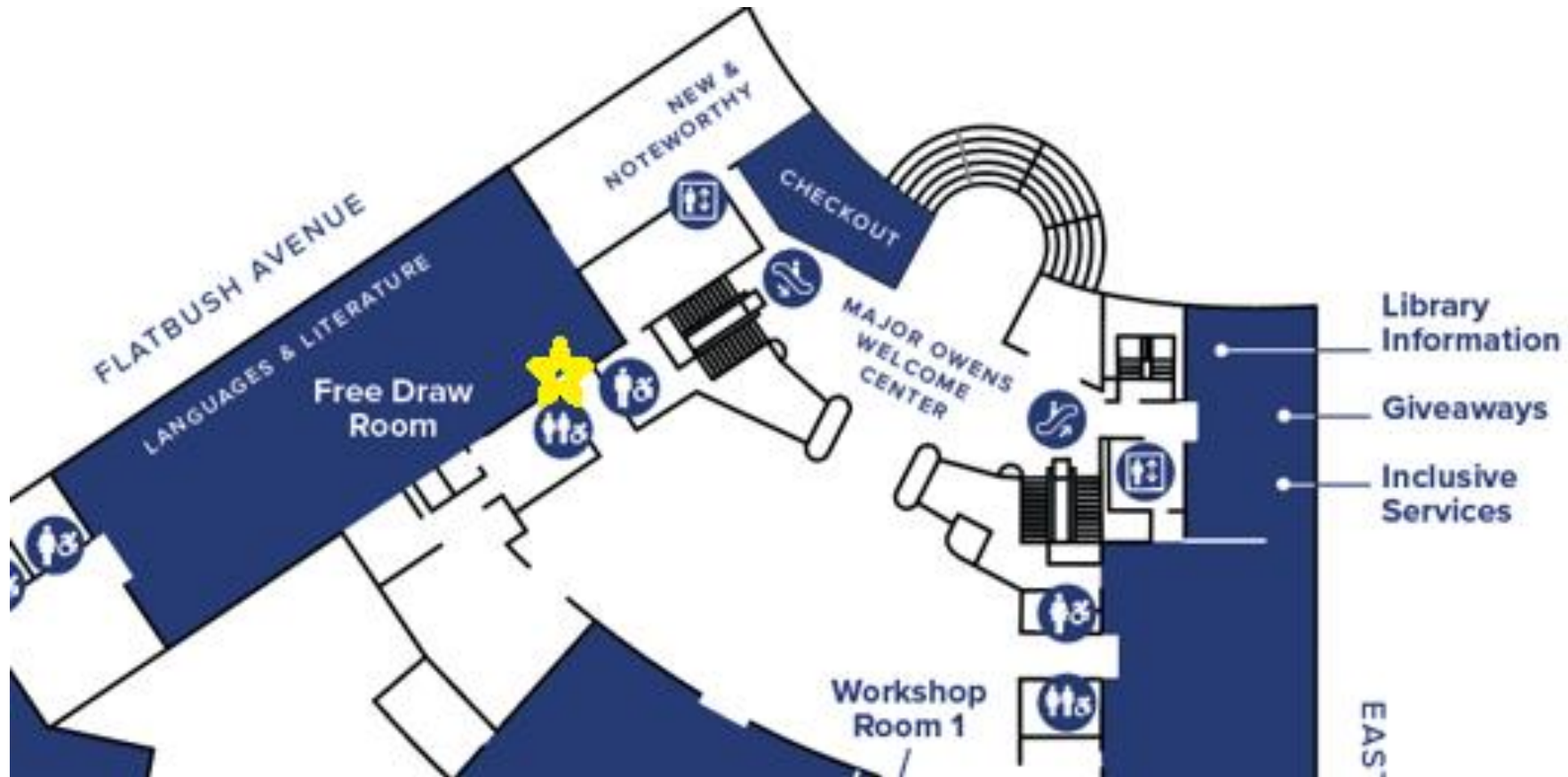
Outside of that room is a big desk that says Check-Out.



I can get a new library card at the Check-Out desk. I can also check out books there. The person at the desk helps me.

I can walk across the lobby to the **Free Draw Room**.

I am near the yellow star on the map:



This is what the **Free Draw Room** looks like.



There are lots of tables and chairs. There are art supplies on the tables. I can use the art supplies to draw anything I want.

There is a door at the end of the **Free Draw Room**.

I can walk through there to get to the **Video Game Lounge**. There is a sign that says Civic Commons.



I am near the yellow star on the map:



This is what the **Video Game Lounge** looks like.

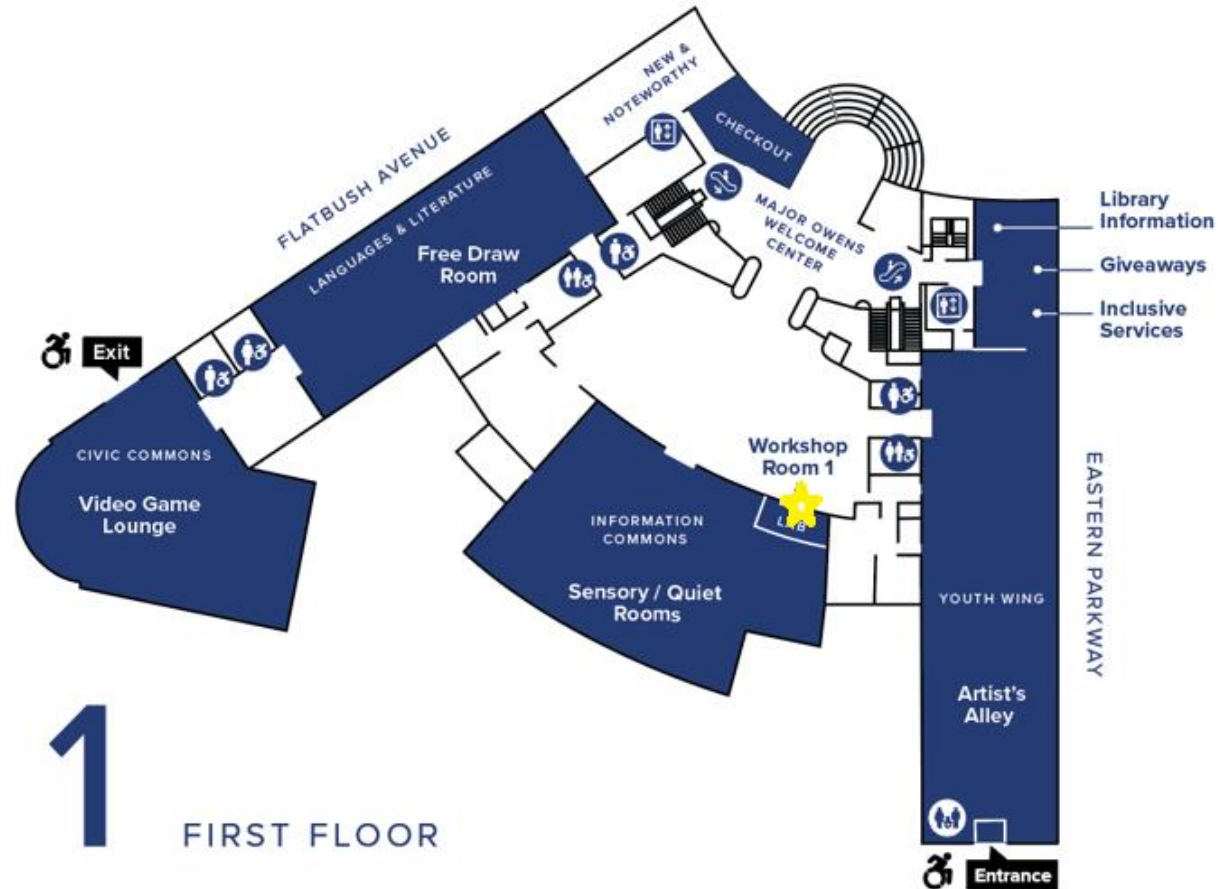


The **Video Game Lounge** has lots of video games to play. I can play by myself. I can also play against someone else. There are people there to help me.

I can walk back through the **Free Draw Room** to the lobby.

At **9:30 am**, I can go to a comic art workshop in **Workshop Room 1**.

I am near the yellow star on the map:




I can learn to make a one page zine.



This is Lee and Veronica. They teach me how to make a zine. The workshop lasts one hour.

At **10:30 am** or **11:30 am**, I can go to a different comic art workshop in Workshop Room 1. I can learn to make a comic with collage with Michiums.



This is Michiums. They show pictures of comics. Then we glue or tape pieces of old comics onto a piece of paper to make a new comic.

I can go to a **Sensory Room** at any time.



This is the Information Commons. It is next to **Workshop Room 1**.

There are 4 quiet **Sensory Rooms** there. I can ask the person wearing a blue Include Con shirt for help. I can also go right into one of the rooms.

I can go to the second floor. There is an up escalator and stairs on the right side of the lobby. Or I can take the elevator next to the **Free Draw Room**.



The **Board Game Room** is at the top of the escalator and stairs. I can go there to play board games.

I am near the yellow star on the map:



There is a sign over the door that says Society, Sciences, and Technology.




This is what the door to the **Board Game Room** looks like.

This is the **Board Game Room**.



There are tables and chairs. There are board games out on the tables. I can choose a board game to play. I can play by myself or with someone else. The person wearing a blue Include Con shirt can help me find a game. They can help explain how the games work.

I can walk down the hallway to a door that says Business & Career Center.



The hallway looks like this.

I am near the yellow star on the map:



The door to the Business & Career Center looks like this:



The **Cosplay Repair Table** is inside this room. I can go there to get help with my outfit or costume.



At **10:30** or **11:30 am**, I can go to **Workshop Room 2** for a comic art workshop.




This is the entrance to **Workshop Room 2**. It is inside the Business & Career Center.


I am near the yellow star on the map:



This is what the inside of **Workshop Room 2** looks like. I can sit at one of the tables.



At **10:30 am**, I can take the **Drawing Faces** workshop with Amy Reeder.



This is Amy Reeder. She shows me how to draw faces with different expressions.

At **11:30 am**, I can take the **3-panel-comic** workshop with Amy Reeder.



This is Amy Reeder. She teaches me what panels are. We make our own comics with 3 panels.

I can go at any time to the **Dungeons & Dragons Room**. It is at the back of the Business & Career Center.



This is what the room looks like from the outside. There is someone inside the room running short games of Dungeons & Dragons. I can ask them if I can play. They might tell me to come back a little bit later.

I can go down the hallway to the **Anime Creations Room** at any time.



This is what the **Anime Creations Room** looks like from the outside.

This is what the **Anime Creations Room** looks like from the inside.



I can make buttons or stickers. I can draw my own pictures. I can also use pictures from anime or manga. Someone in a blue Include Con shirt will help me.

When I want to leave the second floor, I can go to the end of the hallway. There is a down escalator, stairs and an elevator.



This is the down escalator.

At any time, I can leave the library.

This is what the main exit looks like. It is at the front of the lobby:



I can also go back to the door that I came in.

At **12:30 pm**, the con is over. I leave the library.